


Watertight Door Awareness Infographic





Difference between WEATHERTIGHT & WATERTIGHT DOOR

WATERTIGHT	WEATHERTIGHT
<ul style="list-style-type: none">➤ It withstands 'water Pressure' (water column) from both sides.➤ The door is usually installed between two compartments below the waterline➤ They are designed to resist against great water pressure.➤ Tested by mounting the door or hatch into a tank and applying a certain water pressure from the inside	<ul style="list-style-type: none">➤ Designed to withstand water pressure from one side (the outside).➤ The weathertight door is usually located above the waterline➤ They are designed to withstand the weather conditions as found offshore.➤ Tested with a high-pressure hose, which is directed at the seal.



Name any other door type used on ships!



Source: <https://www.marineinsight.com>